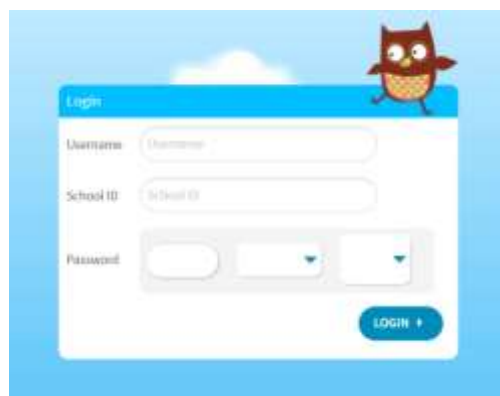


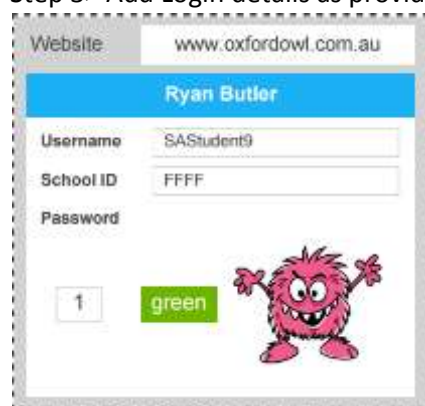
How to use Oxford Literacy Student Bookshelf – for Parents

Step 1> Log onto oxfordowl.com.au

Step 2> Click on **For Students**



Step 3> Add Login details as provided by teacher, as shown below, and your student's bookshelf will open.



Step 4> See notes for **Parents** to access resources to support your child's reading at home, and your student bookshelf.




Step 5> Click on any title to open. **Audio** is in left bottom corner and **page turning** on the right. Notes for parents on inside back and front covers.



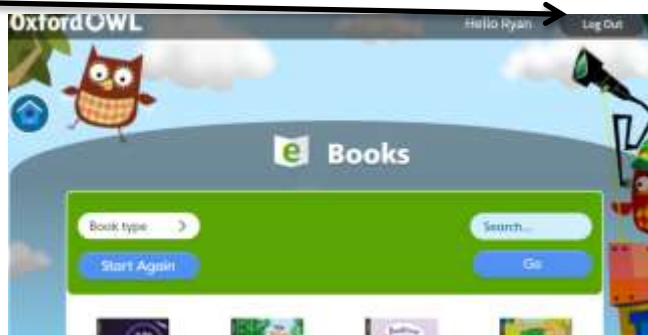
Step 6> Look for embedded information in text and click for **information sheet** or **short video**.



Step 7> Look for embedded **word games** in text and click to play.



Step 8> Finish reading, **Close book** and **Log Out**.



Please check with your teacher, or call *Oxford Digital Support* at 1300 650616 during normal business hours if you encounter any difficulties.